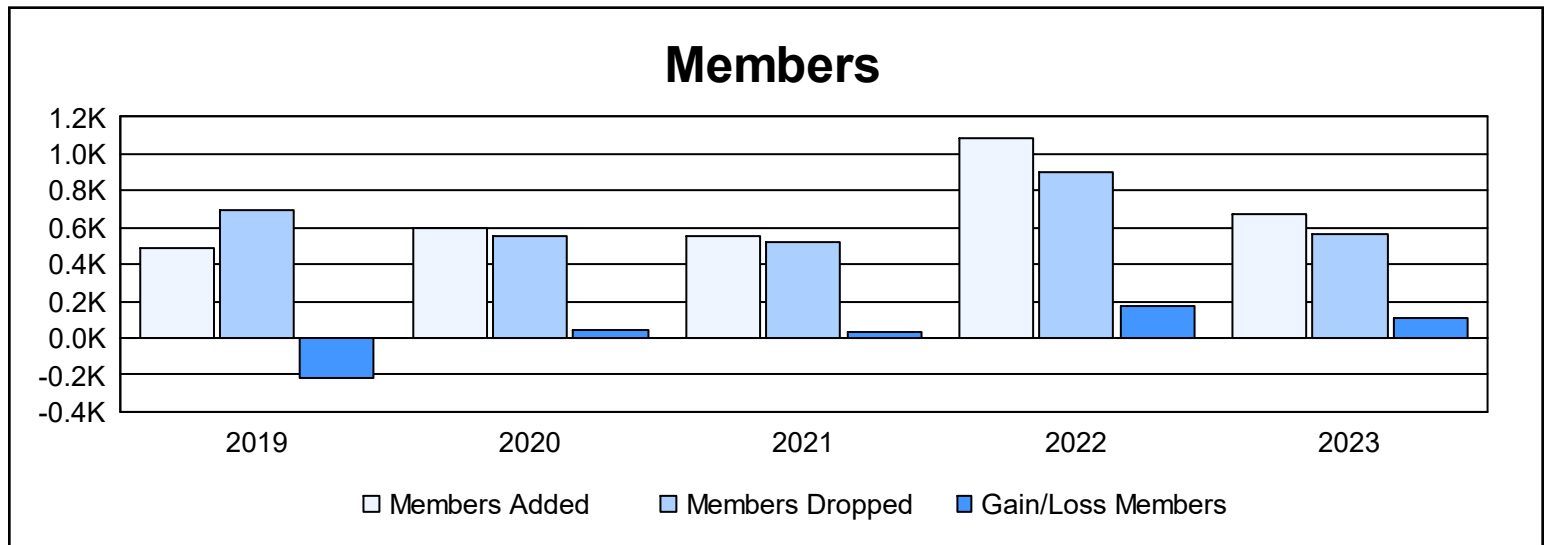
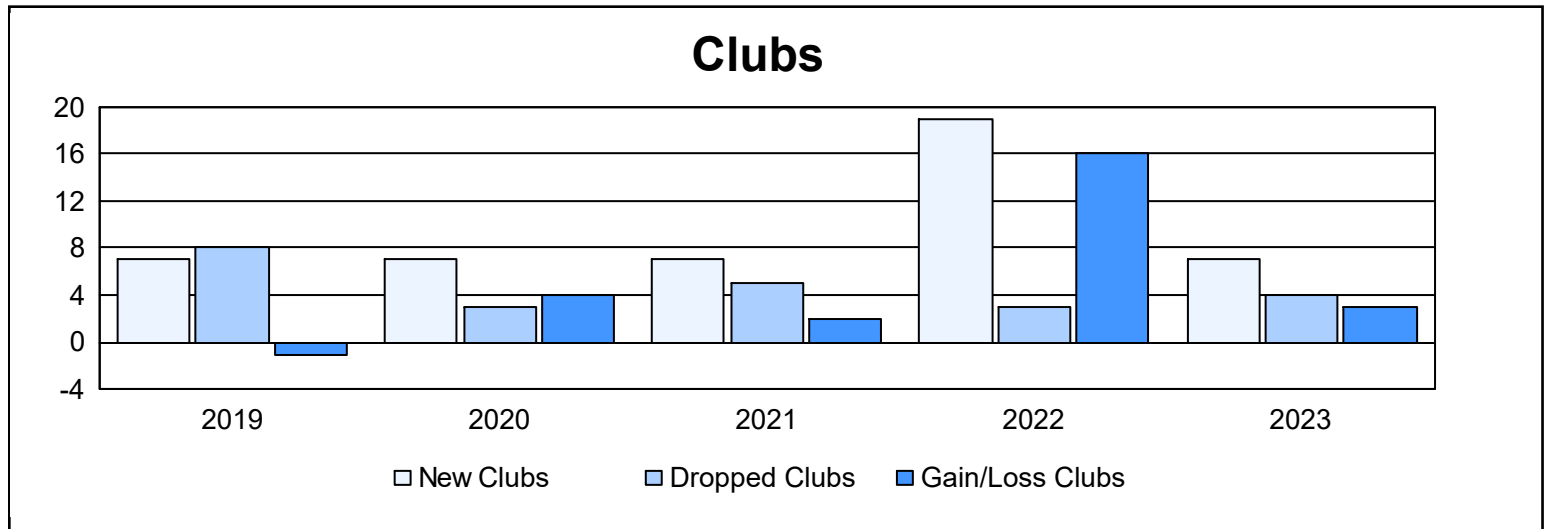
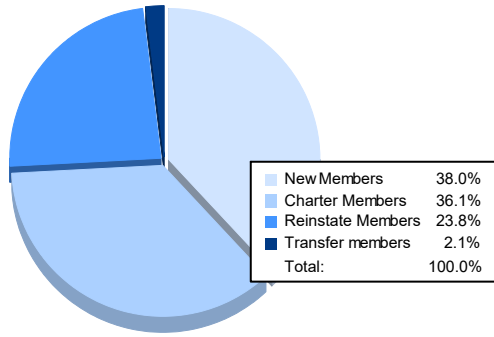


| Year | New Clubs | Dropped Clubs | Gain/ Loss Clubs | New Members | Charter Members | Reinstate Members | Transfer Members | Total Member Added | Total Members Dropped | Gain/ Loss Members |
|----------------|-----------|---------------|------------------|-------------|-----------------|-------------------|------------------|--------------------|-----------------------|--------------------|
| 2018-2019 | 7 | 8 | -1 | 262 | 194 | 17 | 10 | 483 | 696 | -213 |
| 2019-2020 | 7 | 3 | 4 | 342 | 193 | 19 | 42 | 596 | 555 | 41 |
| 2020-2021 | 7 | 5 | 2 | 296 | 213 | 27 | 15 | 551 | 517 | 34 |
| 2021-2022 | 19 | 3 | 16 | 506 | 526 | 17 | 32 | 1,081 | 905 | 176 |
| 2022-2023 | 7 | 4 | 3 | 256 | 243 | 160 | 14 | 673 | 566 | 107 |
| Average | 9 | 5 | 5 | 332 | 274 | 48 | 23 | 677 | 648 | 29 |



Membership Composition June 2023 Cumulative



Gender Composition June 2023 Cumulative

